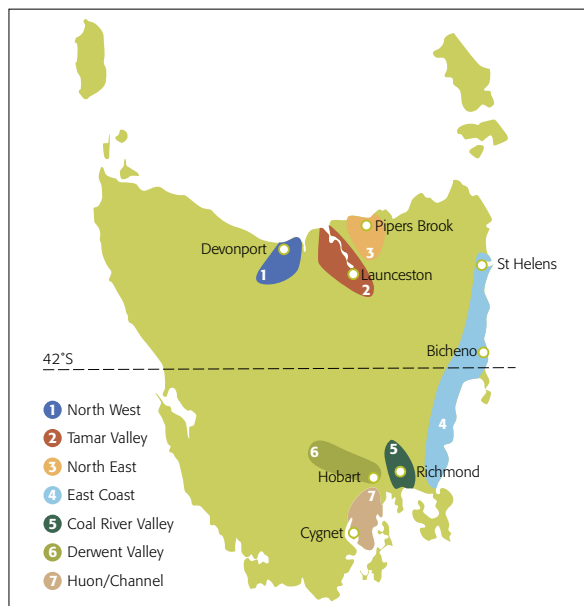


Tasmania's Wine Growing Areas

There are currently seven recognised wine growing areas in Tasmania, with significant variation in climate and soil conditions enhancing the varietal characters of the state's wines. The areas are North West, North East (Pipers River), Tamar Valley, East Coast, Derwent Valley, Coal River Valley and the Huon / Channel.



The approximate breakdown of vineyard plantings by wine growing area is as follows:

Tamar Valley	33%	534ha
East Coast	19%	314ha
North East (Pipers River)	19%	300ha
Coal River Valley	16%	259ha
Derwent Valley	7%	104ha
Huon & Channel	5%	78ha
North West	1%	22ha

Value & Demand

The 2014 Winegrape Price Dispersion Report emphasises both the quality and consistent demand for Tasmanian fruit, with highlights including the following:

Variety	Average Price Bracket	Weighted Average Price (WAP)	Percentage of Fruit - Tasmania	Comparative Results - Other Regions
Pinot Noir	>\$2,000	\$2,672	100%	Yarra Valley: 13% above \$2,000; WAP = \$1,623
Chardonnay	>\$2,000	\$2,564	100%	Yarra Valley: 7% above \$2,000; WAP = \$1,474
Sauvignon Blanc	>\$2,000	\$2,156	89%	Yarra Valley: 0% above \$2,000; WAP = \$1,131

Source: Australian Grape & Wine Authority

The weighted average prices and the proportion of Tasmanian fruit attracting high prices indicates a very high demand for Tasmanian wine, particularly when compared to regions competing in the same high quality, cool climate market.

Historical Production

Vintage	Bearing Area (Ha)	Tonnes
1986	47	154
1994	283	1116
1995	318	2154
1996	322	1874
1997	369	1448
1998	445	3113
1999	463	3199
2000	507	3263
2001	618	4645
2002	712	2496
2003	978	6390
2004	1048	7861
2005	981	6136
2006	999	5571
2007	1196	5058
2008	1315	9628
2009	1549	5045
2010	1388	7388
2011	1392	7791
2012	1498	7366
2013	1538	11392
2014	1,611	6,624

Produced by Wine Tasmania

Images courtesy of Wine Tasmania, Ilona Schneider, Tamar Valley Wine Route & Chris Crerar

WINE TASMANIA

2014 Tasmanian Vintage Report



WINE TASMANIA



Wine Tasmania

ABN 59 122 303 011

147 Davey Street, Hobart TAS 7000

T +61 3 6223 3770 E mail@winetasmania.net.au

W www.winetasmania.com.au



TasUnbottled



Tasmania.Unbottled

140978



Overview

The 2014 Tasmanian wine vintage will be a much sought after one, based on high quality and limited quantity.

The spring and early summer of 2013 promised solid yields in line with the previous vintage, with good soil moisture, fine weather and strong fruitfulness. December dashed those promises, however, with prolonged cool, windy and wet weather disrupting fruit set. The rest of the season brought wonderful weather, which allowed full flavour development whilst retaining good natural acidity at low to moderate Baumé.

Despite the smaller bunches and healthy canopies, the harvest commenced later than normal and progressed at a stately pace, though the fine weather continued and all fruit was able to be harvested.

The smaller bunch sizes experienced led to a reduced harvest for Tasmania of 6,624 tonnes in 2014.

Reports from wine producers indicated they were very pleased with the quality of fruit from the 2014 vintage, though the yield was lower than desired. Tasmanian vineyards produced clean fruit at low to moderate Baumé with high natural acidity, exhibiting excellent varietal characteristics.




Areas and Yields by variety

Variety	Bearing Area (Hectares)	Yield (tonnes)
Pinot Noir	641	2,683
Chardonnay	346	1,199
Sauvignon Blanc	163	1,134
Pinot Gris	131	645
Riesling	107	554
Cabernet Sauvignon	46	187
Merlot	19	79
Traminer	19	56
Total (including minor varieties)	1,611	6,624
Non-bearing vineyard area	176 (11%)	

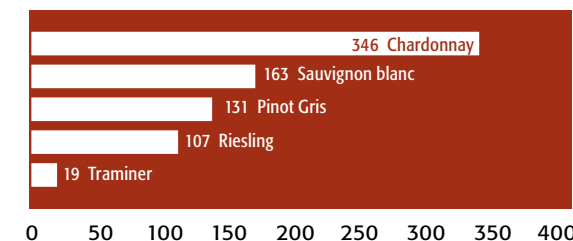
Pinot Noir as the dominant variety has the highest rate of increased planting. This reflects its versatility of use for both table and sparkling wines. Chardonnay, Pinot Gris and Sauvignon Blanc are also varieties of growth in Tasmania.

The non-bearing vineyard area includes new plantings from 2013 as well as young vineyards not yet producing fruit. This number fluctuates over time but a positive number indicates continued new plantings by wine growers with confidence in the Tasmanian wine sector.

2014 Bearing Area - Red Varieties



2014 Bearing Area - White Varieties



Sparkling production

The amount of sparkling wine produced in Tasmania represents a large proportion of the total harvest. Over 35% of Tasmania's fruit was made into sparkling wine in 2014, about 10% higher than in 2013.

Variety	Total Tonnes	Sparkling Tonnes	(%)
Pinot Noir	2,683	1,206	45%
Chardonnay	1,199	905	75.6%
Total (including other varieties)	6,624	2,197	35.4%

